

LIGHTNING PROTECTION

CONNECTIONS -CADWELDING

KAIWEI LIGHTNING PROTECTION inc. CHINA



放热焊接

放热焊接也叫热焊法，火泥焊接，铝热焊接，常用于变电站地网施工中的倒杆焊接，倒杆和接地体焊接，接地体和镀锌钢绞线焊接。

河南凯威电气设备有限公司专业从事放热焊接技术研发，放热焊接设备，接地棒销售。

凯威电气 河南凯威电气设备有限公司
KAIWEIELECTRICAL www.spd86.com
联系电话：13938510282 0371-63760001
地址：郑州市金水区农业路东62号


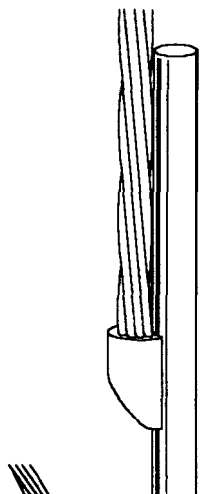
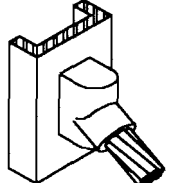
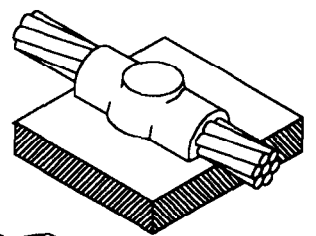
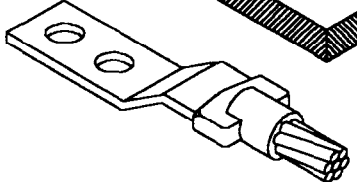
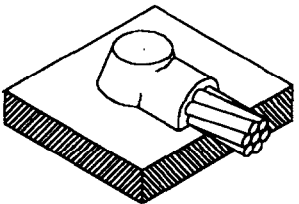

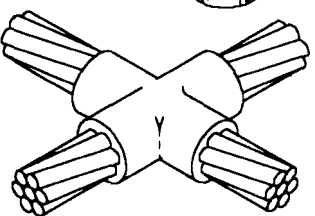

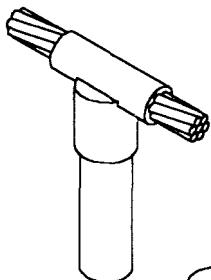
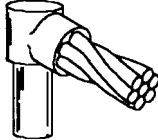
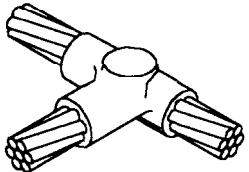
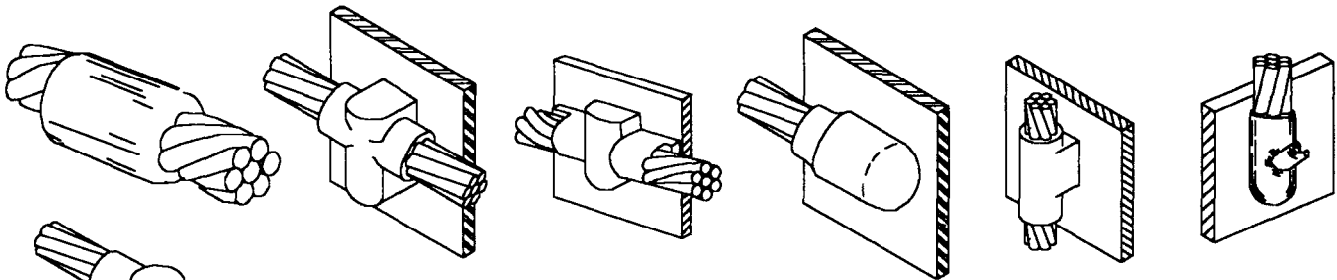
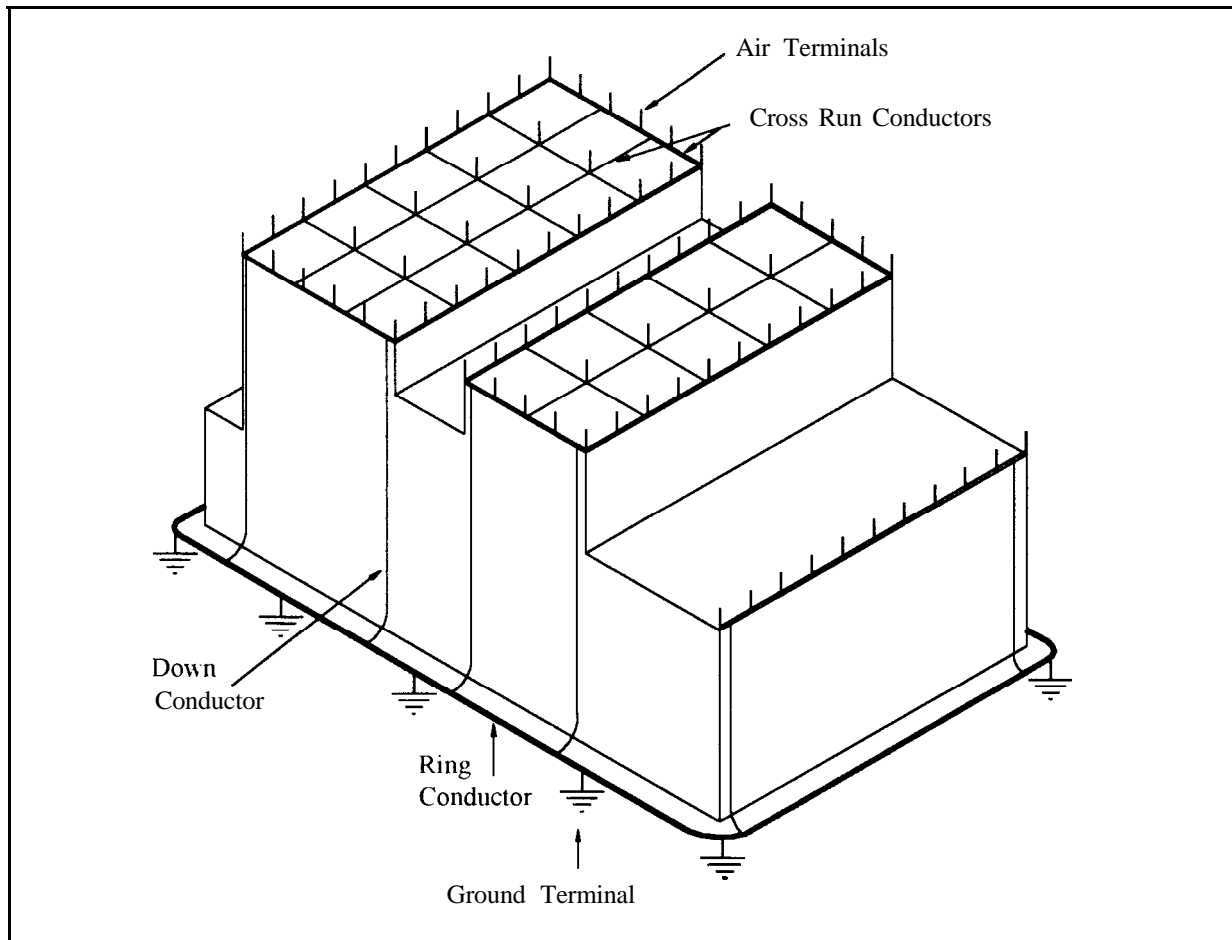


TABLE OF CONTENTS

Connection Types	4
Type SS	5
Type TA	5
Type XA	6
Type GR	7
Type GN	7
Type GV	8
Type GT	8
Type GY	9
Type HA	10
Type HC	10
Type HS	10
Type HT	10
Type VS	11
Type VV	11
Type VN	11
Type VG	12
Type VT	12
Type VF	12
Type LA	13
Type RA	13
Type RB	13



BENEFITS OF CADWELD® CONNECTIONS FOR LIGHTNING PROTECTION CABLE

- Connections which have the current carrying (fusing) capacity equal to that of the conductor.
- Connections that are permanent - cannot loosen or corrode.
- Labor costs which are substantially reduced.
- Connections which are made with inexpensive, light-weight equipment - saving time on the jobsite.
- No special skills required.
- No external power or heat required.
- Connections which can be checked for quality by visual inspection.
- Molds which can be field adapted for smaller cables by the use of shim or sleeves.

For Tools and Accessories, see CADWELD® GROUNDING CATALOG A1A.

GROUNDING CONNECTIONS FOR LIGHTNING PROTECTION CABLE

Twenty-one different CADWELD connection types are covered in this catalog. Mold number, weld metal sizes, and price keys are furnished for all cable and ground rod sizes used by the industry. For anything not listed, contact the factory.

To select required mold and weld metal size, first determine the cable code from the chart, then find the matching cable code in the chart accompanying the type of connection you want to make.

For convenient presentation, cables are coded by manufacturer according to this chart:

CABLE CODE	THOMPSON	ROBBINS	INDEPENDENT	AC	HEARY	HARGER
A	14	1 IA-IO	22	c-150	HB6C	14
B	509	11	--	C-152	HB4C	10
C	29X, 32	1	32S	c-120,121,122	HB29-17C, HB32-17C	29,30,32,33
D	325, 505, 28R	601,603	20, 500	C-125, 126, 128	HB24-14C, HB28-14C	25, 35, 28
E	--	604	40, GI	--	--	--
F	36S, 506	602	36S	C-123, 127	HB36-17C, HB28B-13C	20, 36
G	--	--	501, 21, 44S, 40s	C-124	HB40-17C	40
H	--	--	502	--	--	--
J	--	--	501B	--	--	--
K	507	--	G3	--	--	38
L	--	--	502A	--	--	--
Q	--	*605	--	*c-137	*HB122-4/0	*54, *64

*4/0 Concentric Cable

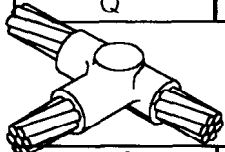
MOST LIGHTNING CABLES ARE AN OPEN WEAVE AND/OR ROPE-LAY CONSTRUCTION. TO MINIMIZE LEAKAGE WHEN MAKING CADWELD® CONNECTIONS ON THESE CABLES, THE USE OF CADWELD MOLD SEALING MATERIAL (T317) IS RECOMMENDED.



Type SS

Splice of horizontal cables

CABLE CODE	MOLD NUMBER	PRICE KEY	WELD METAL SIZE
A	SSC-8A	C	25
B	SSC-8B	C	45
C	SSC-8C	C	65
D	SSC-8D	C	90
E	SSC-8E	C	90
F	ssc-8F	C	90
G	SSC-8G	C	115
H	SSC-8H	C	115
J	ssc-8J	C	115
K	SSC-8K	C	115
L	SSC-8L	C	150
Q	SSC-2Q	C	90



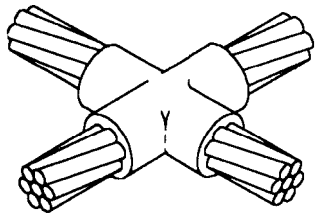
Type TA

Tee of horizontal run and tap cables

CABLE CODE		MOLD NUMBER	PRICE KEY	WELD METAL SIZE
RUN	TAP			
A	A	TAC-8A8A	C	45
B	A	TAC-8B8A	C	45
	B	TAC-8B8B	C	65
C	A	TAC-8C8A	C	65
	B	TAC-8C8B	C	90
	C	TAC-8C8C	C	115
D	A	TAC-8D8A	C	65
	B	TAC-8D8B	C	90
	C	TAC-8D8C	C	115
	D	TAC-8D8D	C	115
E	A	TAC-8E8A	C	90
	B	TAC-8E8B	C	90
	C	TAC-8E8C	C	115
	D	TAC-8E8D	C	150
	E	TAC-8E8E	C	150
F	A	TAC-8F8A	C	90
	B	TAC-8F8B	C	90
	C	TAC-8F8C	C	115
	D	TAC-8F8D	C	115
	E	TAC-8F8E	C	150
	F	TAC-8F8F	C	150
	Q	TAC-8F2Q	C	150
	G	A	TAC-8G8A	C
B		TAC-8G8B	C	90
C		TAC-8G8C	C	115
D		TAC-8G8D	C	115
E		TAC-8G8E	C	150
F		TAC-8G8F	C	150
G		TAC-8G8G	C	150
Q		TAC-8G2Q	C	150

Type TA (continued)

CABL RUN	CODE TAP	MOLD NUMBER	PRICE KEY	WELD METAL SIZE	
H	A	TAC-8H8A	C	90	
	B	TAC-8H8B	C	90	
	C	TAC-8H8C	C	115	
	D	TAC-8H8D	C	115	
	E	TAC-8H8E	C	150	
	F	TAC-8H8F	C	150	
	G	TAC-8H8G	C	150	
	H	TAC-8H8H	C	150	
	Q	TAC-8H2Q	C	150	
J	A	TAC-8J8A	C	90	
	B	TAC-8J8B	C	90	
	C	TAC-8J8C	C	115	
	D	TAC-8J8D	C	150	
	E	TAC-8J8E	C	150	
	F	TAC-8J8F	C	150	
	G	TAC-8J8G	C	150	
	H	TAC-8J8H	C	150	
	J	TAC-8J8J	C	200	
	Q	TAC-8J2Q	C	150	
	K	A	TAC-8K8A	C	115
B		TAC-8K8B	C	115	
C		TAC-8K8C	C	150	
D		TAC-8K8D	C	150	
E		TAC-8K8E	C	150	
F		TAC-8K8F	C	150	
G		TAC-8K8G	C	150	
H		TAC-8K8H	C	200	
J		TAC-8K8J	C	200	
K		TAC-8K8K	C	200	
Q		TAC-8K2Q	C	150	
L		A	TAC-8L8A	C	115
		B	TAC-8L8B	C	115
	C	TAC-8L8C	C	150	
	D	TAC-8L8D	C	150	
	E	TAC-8L8E	C	150	
	F	TAC-8L8F	C	200	
	G	TAC-8L8G	C	200	
	H	TAC-8L8H	C	200	
	J	TAC-8L8J	C	200	
	K	TAC-8L8K	C	200	
	L	TAC-8L8L	C	250	
	Q	TAC-8L2Q	C	200	
	Q	A	TAC-2Q8A	C	90
B		TAC-2Q8B	C	90	
C		TAC-2Q8C	C	115	
D		TAC-2Q8D	C	115	
E		TAC-2Q8E	C	150	
F		TAC-2Q8F	C	150	
Q		TAC-2Q2Q	C	150	

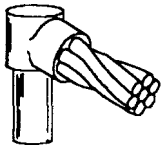


Cross of horizontal cables. tap cable cut.

Type XA

CABLE CODE		MOLD NUMBER	PRICE KEY	WELD METAL SIZE
RUN	TAP			
A	A	XAC-8A8A	C	65
B	A	XAC-8B8A	C	65
	B	XAC-8B8B	C	90
C	A	XAC-8C8A	C	90
	B	XAC-8C8B	C	115
	C	XAC-8C8C	C	150
D	A	XAC-8D8A	C	90
	B	XAC-8D8B	C	115
	C	XAC-8D8C	C	150
	D	XAC-8D8D	C	150
E	A	XAC-8E8A	C	115
	B	XAC-8E8B	C	115
	C	XAC-8E8C	C	150
	D	XAC-8E8D	C	200
	E	XAC-8E8E	C	200
F	A	XAC-8F8A	C	115
	B	XAC-8F8B	C	115
	C	XAC-8F8C	C	150
	D	XAC-8F8D	C	150
	E	XAC-8F8E	C	200
	F	XAC-8F8F	C	200
	Q	XAC-8F2Q	C	200
G	A	XAC-8G8A	C	115
	B	XAC-8G8B	C	115
	C	XAC-8G8C	C	150
	D	XAC-8G8D	C	150
	E	XAC-8G8E	C	200
	F	XAC-8G8F	C	200
	Q	XAC-8G2Q	C	200
H	A	XAC-8H8A	C	115
	B	XAC-8H8B	C	115
	C	XAC-8H8C	C	150
	D	XAC-8H8D	C	150
	E	XAC-8H8E	C	200
	F	XAC-8H8F	C	200
	G	XAC-8H8G	C	200
	H	XAC-8H8H	C	200
	Q	XAC-8H2Q	C	200

CABLE CODE		MOLD NUMBER	PRICE KEY	WELD METAL SIZE
RUN	TAP			
J	A	XAC-8J8A	C	115
	B	XAC-8J8B	C	115
	C	XAC-8J8C	C	150
	D	XAC-8J8D	C	200
	E	XAC-8J8E	C	200
	F	XAC-8J8F	C	200
	G	XAC-8J8G	C	200
	H	XAC-8J8H	C	200
	J	XAC-8J8J	C	250
	Q	XAC-8J2Q	C	200
K	A	XAC-8K8A	C	150
	B	XAC-8K8B	C	150
	C	XAC-8K8C	C	200
	D	XAC-8K8D	C	200
	E	XAC-8K8E	C	200
	F	XAC-8K8F	C	200
	G	XAC-8K8G	C	200
	H	XAC-8K8H	C	250
	J	XAC-8K8J	C	250
	Q	XAC-8K2Q	C	200
L	A	XAC-8L8A	C	150
	B	XAC-8L8B	C	150
	C	XAC-8L8C	C	200
	D	XAC-8L8D	C	200
	E	XAC-8L8E	C	200
	F	XAC-8L8F	C	250
	G	XAC-8L8G	C	250
	H	XAC-8L8H	C	250
	J	XAC-8L8J	C	250
	Q	XAD-8L8L	D	2-150
Q	A	XAC-2Q8A	C	115
	B	XAC-2Q8B	C	115
	C	XAC-2Q8C	C	150
	D	XAC-2Q8D	C	150
	E	XAC-2Q8E	C	200
	F	XAC-2Q8F	C	200
	Q	XAC-2Q2Q	C	200



Type G R

Cable tap to top of ground rod

Type G N

Vertical Cable, Tap up, streamlined for driving



GROUND ROD SIZE	CABLE CODE	MOLD NUMBER	PRICE KEY	WELD METAL SIZE
1/2"	A	GRC-148A	C	90
	B	GRC-148B	C	90
	C	GRC-148C	C	90
	D	GRC-148D	C	115
	E	GRC-148E	C	115
	F	GRC-148F	C	115
	G	GRC-148G	C	115
	H	GRC-148H	C	115
	J	GRC-148J	C	115
	K	GRC-148K	C	115
	L	GRC-148L	C	150
Q	GRC-142Q	C	90	
5/8"	A	GRC-168A	C	90
	B	GRC-168B	C	90
	C	GRC-168C	C	115
	D	GRC-168D	C	115
	E	GRC-168E	C	115
	F	GRC-168F	C	115
	G	GRC-168G	C	115
	H	GRC-168H	C	115
	J	GRC-168J	C	115
	K	GRC-168K	C	115
	L	GRC-168L	C	150
Q	GRC-162Q	C	90	
3/4"	A	GRC-188A	C	90
	B	GRC-188B	C	90
	C	GRC-188C	C	115
	D	GRC-188D	C	115
	E	GRC-188E	C	115
	F	GRC-188F	C	115
	G	GRC-188G	C	115
	H	GRC-188H	C	115
	J	GRC-188J	C	115
	K	GRC-188K	C	115
	L	GRC-188L	C	150
Q	GRC-182Q	C	90	
1"	A	GRC-228A	C	150
	B	GRC-228B	C	150
	C	GRC-228C	C	150
	D	GRC-228D	C	150
	E	GRC-228E	C	200
	F	GRC-228F	C	200
	G	GRC-228G	C	200
	H	GRC-228H	C	200
	J	GRC-228J	C	200
	K	GRC-228K	C	200
	L	GRC-228L	C	250
Q	GRC-222Q	C	150	

GROUND ROD SIZE	CABLE CODE	MOLD NUMBER	PRICE KEY	WELD METAL SIZE
1/2"	A	GNR-148A	R	90
	B	GNR-148B	R	90
	C	GNR-148C	R	115
	D	GNR-148D	R	150
	E	GNR-148E	R	150
	F	GNR-148F	R	150
	G	GNR-148G	R	150
	H	GNR-148H	R	150
	J	GNR-148J	R	200
	K	GNR-148K	R	200
	L	GNR-148L	R	250
Q	GNR-142Q	R	150	
5/8"	A	GNR-168A	R	90
	B	GNR-168B	R	90
	C	GNR-168C	R	115
	D	GNR-168D	R	150
	E	GNR-168E	R	150
	F	GNR-168F	R	150
	G	GNR-168G	R	150
	H	GNR-168H	R	150
	J	GNR-168J	R	200
	K	GNR-168K	R	200
	L	GNR-168L	R	250
Q	GNR-162Q	R	150	
3/4"	A	GNR-188A	R	115
	B	GNR-188B	R	115
	C	GNR-188C	R	150
	D	GNR-188D	R	200
	E	GNR-188E	R	200
	F	GNR-188F	R	200
	G	GNR-188G	R	200
	H	GNR-188H	R	200
	J	GNR-188J	R	200
	K	GNR-188K	R	200
	L	GNR-188L	R	250
Q	GNR-182Q	R	150	
1"	A	GNR-228A	R	150
	B	GNR-228B	R	150
	C	GNR-228C	R	200
	D	GNR-228D	R	200
	E	GNR-228E	R	200
	F	GNR-228F	R	250
	G	GNR-228G	R	250
	H	GNR-228H	R	250
	J	GNR-228J	R	250
	K	GNR-228K	R	250
	L	GNR-228L	R	2-150
Q	GNR-222Q	R	200	

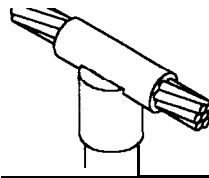
SEE PAGE 9

Type GV



Splice/Vertical - Cable up. 30 off vertical

Type GT



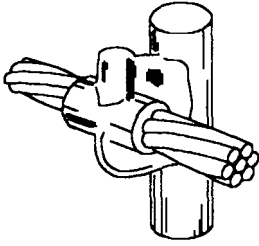
Through cable to top of ground rod

ROUND ROD SIZE	CABLE CODE	MOLD NUMBER	PRICE KEY	WELD METAL SIZE
1/2"	A	GVR- 148A	R	90
	B	GVR-148B	R	90
	C	GVR-148C	R	115
	D	GVR-148D	R	150
	E	GVR-148E	R	150
	F	GVR-148F	R	150
	G	GVR-148G	R	150
	H	GVR-148H	R	150
	J	GVR-148J	R	200
	K	GVR-148K	R	200
	L	GVR-148L	R	250
Q	GVR-142Q	R	150	
5/8"	A	GVR- 168A	R	90
	B	GVR-168B	R	90
	C	GVR- 168C	R	115
	D	GVR-168D	R	150
	E	GVR-168E	R	150
	F	GVR-168F	R	150
	G	GVR- 168G	R	150
	H	GVR- 168H	R	150
	J	GVR- 168J	R	200
	K	GVR-168K	R	200
	L	GVR-168L	R	250
Q	GVR-162Q	R	150	
3/4"	A	GVR- 188A	R	115
	B	GVR-188B	R	115
	C	GVR-188C	R	150
	D	GVR-188D	R	200
	E	GVR-188E	R	200
	F	GVR-188F	R	200
	G	GVR-188G	R	200
	H	GVR-188H	R	200
	J	GVR-188J	R	200
	K	GVR-188K	R	200
	L	GVR-188L	R	250
Q	GVR-182Q	R	150	
1"	A	GVR-228A	R	150
	B	GVR-228B	R	150
	C	GVR-228C	R	200
	D	GVR-228D	R	200
	E	GVR-228E	R	200
	F	GVR-228F	R	250
	G	GVR-228G	R	250
	H	GVR-228H	R	250
	J	GVR-228J	R	250
	K	GVR-228K	R	250
	L	GVR-228L	R	2- 150
Q	GVR-222Q	R	200	

ROUND ROD SIZE	CABLE CODE	MOLD NUMBER	PRICE KEY	WELD METAL SIZE
1/2"	A	GTC-148A	C	90
	B	GTC-148B	C	90
	C	GTC-148C	C	115
	D	GTC-148D	C	115
	E	GTC-148E	C	115
	F	GTC-148F	C	115
	G	GTC-148G	C	150
	H	GTC-148H	C	150
	J	GTC- 148J	C	150
	K	GTC- 148K	C	150
	L	GTC-148L	C	200
Q	GTC-142Q	C	115	
5/8"	A	GTC- 168A	C	90
	B	GTC-168B	C	115
	C	GTC-168C	C	150
	D	GTC-168D	C	150
	E	GTC- 168E	C	150
	F	GTC- 168F	C	150
	G	GTC- 168G	C	200
	H	GTC- 168H	C	200
	J	GTC- 168J	C	200
	K	GTC- 168K	C	200
	L	GTC-168L	C	250
Q	GTC-162Q	C	115	
3/4"	A	GTC-188A	C	90
	B	GTC- 188B	C	115
	C	GTC- 188C	C	150
	D	GTC-188D	C	150
	E	GTC-188E	C	150
	F	GTC-188F	C	150
	G	GTC- 188G	C	200
	H	GTC-188H	C	200
	J	GTC- 188J	C	200
	K	GTC- 188K	C	200
	L	GTC- 188L	C	250
Q	GTC-182Q	C	115	
1"	A	GTC-228A	C	150
	B	GTC-228B	C	150
	C	GTC-228C	C	150
	D	GTC-228D	C	200
	E	GTC-228E	C	200
	F	GTC-228F	C	250
	G	GTC-228G	C	250
	H	GTC-228H	C	250
	J	GTC-228J	C	250
	K	GTC-228K	C	250
	L	GTC-228L	C	2- 150
Q	GTC-222Q	C	150	

SEE PAGE 9

Type GY



Through cable to side of ground rod

GROUND ROD SIZE	CABLE CODE	MOLD NUMBER	PRICE KEY	WELD METAL SIZE
1/2"	A	GYE-148A	E	90
	B	GYE-148B	E	115
	C	GYE-148C	E	150
	D	GYE-148D	E	150
	E	GYE-148E	E	150
	F	GYE-148F	E	150
	G	GYE-148G	E	200
	H	GYE-148H	E	200
	J	GYE-148J	E	200
	K	GYE-148K	E	200
	L	GYE-148L	E	250
	Q	GYE-142Q	E	150
5/8"	A	GYE-168A	E	90
	B	GYE-168B	E	115
	C	GYE-168C	E	150
	D	GYE-168D	E	150
	E	GYE-168E	E	150
	F	GYE-168F	E	150
	G	GYE-168G	E	200
	H	GYE-168H	E	200
	J	GYE-168J	E	200
	K	GYE-168K	E	200
	L	GYE-168L	E	250
	Q	GYE-162Q	E	150
3/4"	A	GYE-188A	E	90
	B	GYE-188B	E	115
	C	GYE-188C	E	150
	D	GYE-188D	E	150
	E	GYE-188E	E	150
	F	GYE-188F	E	150
	G	GYE-188G	E	200
	H	GYE-188H	E	200
	J	GYE-188J	E	200
	K	GYE-188K	E	200
	L	GYE-188L	E	250
	Q	GYE-182Q	E	150

GROUND ROD SIZE	CABLE CODE	MOLD NUMBER	PRICE KEY	WELD METAL SIZE
1"	A	GYE-228A	E	90
	B	GYE-228B	E	115
	C	GYE-228C	E	150
	D	GYE-228D	E	150
	E	GYE-228E	E	150
	F	GYE-228F	E	150
	G	GYE-228G	E	200
	H	GYE-228H	E	200
	J	GYE-228J	E	200
	K	GYE-228K	E	200
	L	GYE-228L	E	250
	Q	GYE-222Q	E	150

FOR GR, GN, GV, GT & GY CONNECTIONS:

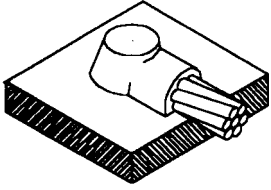
Mold numbers listed are for copper clad ground rods, either plain (except 1/2") or threaded ends.

For 1/2" plain end copper clad rod or for steel rods (stainless, stainless clad, galvanized, etc.), change the mold part number as follows:

1/2" plain end copper clad rod - change "14" to "15" (eg. GYC-158C)
1/2" steel rod - no change required
5/8" steel rod - change "16" to "31" (eg. GYC-318C)
3/4" steel rod - change "18" to "33" (eg. GYC-338D)
1" steel rod - change "22" to "37" (eg. GYC-378F)

Weld Metal Sizes do not change.

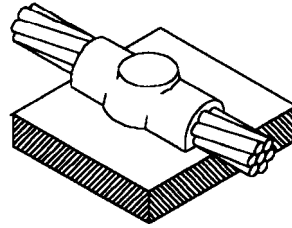
Type HA



Horizontal cable tap to horizontal steel surface or pipe. Cable on surface.

CABLE CODE	MOLD NUMBER	PRICE KEY	WELD METAL SIZE
A	HAA-8A	A	45
B	HAA-8B	A	65
C	HAC-8C	C	90
D	HAC-8D	C	115
E	HAC-8E	C	115
F	HAC-8F	C	115
G	HAC-8G	C	115
H	HAC-8H	C	115
J	HAC-8J	C	150
K	HAC-8K	C	200
L	HAC-8L	C	250
Q	HAC-2Q	C	115


Type HC



Through horizontal cable to horizontal steel surface or pipe. Cable on surface.

CABLE CODE	MOLD NUMBER	PRICE KEY	WELD METAL SIZE
A	HCA-8A	A	65
B	HCA-8B	A	65
C	HCC-8C	C	90
D	HCC-8D	C	150
E	HCC-8E	C	150
F	HCC-8F	C	150
G	HCC-8G	C	150
H	HCC-8H	C	150
J	HCC-8J	C	200
K	HCC-8K	C	200
L	HCC-8L	C	250
Q	HCC-2Q	C	150

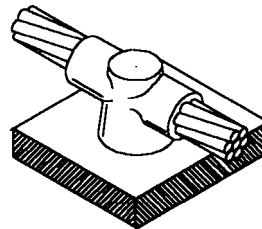
Type HS



Horizontal cable tap to horizontal steel surface or pipe. Cable off surface.

CABLE CODE	MOLD NUMBER	PRICE KEY	WELD METAL SIZE
D	HSC-8D	C	115
E	HSC-8E	C	115
F	HSC-8F	C	115
G	HSC-8G	C	115
H	HSC-8H	C	115
J	HSC-8J	C	150
K	HSC-8K	C	200
L	HSC-8L	C	250
Q	HSC-2Q	C	115

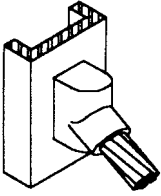
Type HT



Through horizontal cable to horizontal steel surface or pipe. Cable off surface.

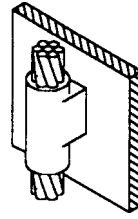
CABLE CODE	MOLD NUMBER	PRICE KEY	WELD METAL SIZE
D	HTC-8D	C	150
E	HTC-8E	C	150
F	HTC-8F	C	150
G	HTC-8G	C	150
H	HTC-8H	C	150
J	HTC-8J	C	200
K	HTC-8K	C	200
L	HTC-8L	C	250
Q	HTC-2Q	C	150

Type VS



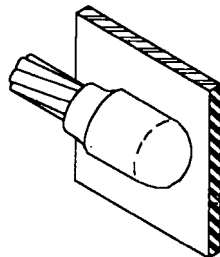
Cable tap down at 45° to vertical steel surface or side of horizontal or vertical pipe.

Type VV



Through vertical cable to vertical steel surface or to the side of either horizontal or vertical pipe

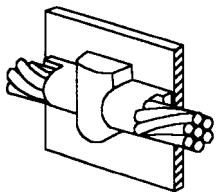
CABLE CODE	MOLD NUMBER	PRICE KEY	WELD METAL SIZE	CABLE CODE	MOLD NUMBER	PRICE KEY	WELD METAL SIZE
A	VSC-8A	C	65	A	VVC-8A	C	90
B	VSC-8B	C	65	B	VVC-8B	C	115
C	VSC-8C	C	90	C	VVR-8C	R	200
D	VSC-8D	C	115	D	VVR-8D	R	250
E	VSC-8E	C	115	E	VVR-8E	R	2-150
F	vsc-8F	C	115	F	VVR-8F	R	2-150
G	VSC-8G	C	150	G	VVR-8G	R	2-150
H	VSC-8H	C	150	H	VVR-8H	R	2-150
J	vsc-8J	C	150	J	VVF-8J	F	2-200
K	VSC-8K	C	150	K	VVF-8K	F	2-200
L	VSC-8L	C	200	L	VVF-8L	F	500
	VSC-2Q	C	115	Q	VVR-2Q	R	250



Type VN

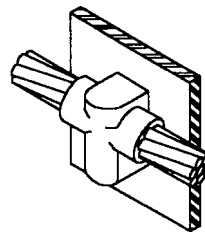
Horizontal cable tap to vertical steel surface or the side of horizontal pipe.

CABLE CODE	MOLD NUMBER	PRICE KEY	WELD METAL SIZE
A	VNC-8A	C	45
B	VNC-8B	C	65
C	VNC-8C	C	65
D	VNC-8D	C	90
E	VNC-8E	C	115
F	VNC-8F	C	115
Q	VNC-2Q	C	115



Type VG

Through cable to vertical *steel* surface or the side of horizontal pipe. Cable on surface.

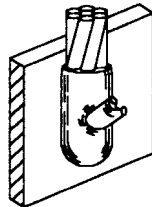


Type VT

Through horizontal cable to vertical *steel* surface or vertical pipe. Cable off surface.

CABLE CODE	MOLD NUMBER	PRICE KEY	WELD METAL SIZE
A	VGC-8A	C	65
B	VGC-8B	C	90
C	VGC-8C	C	115
D	VGC-8D	C	150
E	VGC-8E	C	150
F	VGC-8F	C	150
G	VGC-8G	C	150
H	VGC-8H	C	150
J	VGC-8J	C	200
K	VGC-8K	C	200
L	VGC-8L	C	250
	VGC-2Q	C	150

CABLE CODE	MOLD NUMBER	PRICE KEY	WELD METAL SIZE
A	VTC-8A	C	90
B	VTC-8B	C	90
C	VTC-8C	C	115
D	VTC-8D	C	150
E	VTC-8E	C	150
F	VTC-8F	C	150
G	VTC-8G	C	150
H	VTC-8H	C	150
J	VTC-8J	C	200
K	VTC-8K	C	200
L	VTC-8L	C	250
Q	VTC-2Q	C	150

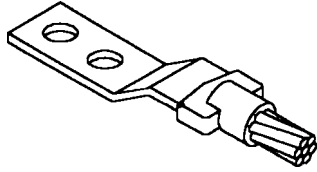


Type VF

Cable tap up to vertical *steel* surface or pipe.

CABLE CODE	MOLD NUMBER	PRICE KEY	WELD METAL SIZE
A	VFC-8A	C	90
B	VFC-8B	C	90
C	VFC-8C	C	115
D	VFR-8D	R	150
E	VFR-8E	R	150
F	VFR-8F	R	150
G	VFR-8G	R	150
H	VFR-8H	R	150
J	VFR-8J	R	200
K	VFR-8K	R	200
L	VFR-8L	R	250
Q	VFR-2Q	R	150

Type LA



Splice of horizontal cable to flat bus bar or lug.

LUG SIZE	CABLE CODE	MOLD NUMBER	PRICE KEY	WELD METAL SIZE
1/8 x 1	A	LAC-8ACE	C	65
	B	LAC-8BCE	C	65
	C	LAC-8CCE	C	90
	D	LAC-8DCE	C	90
	E	LAC-8ECE	C	90
	F	LAC-8FCE	C	90
	G	LAC-8GCE	C	90
	H	LAC-8HCE	C	90
3/16 x 1	J	LAC-8JDE	C	115
	K	LAC-8KDE	C	115
	Q	LAC-2QDE	C	90
1/4 x 1	J	LAC-8JEE	C	115
	K	LAC-8KEE	C	150
	L	LAC-8LEE	C	150
	Q	LAC-2QEE	C	90



Type RA



Type RB

Through cable to grounding receptacle.

Cable tap to grounding receptacle

CABLE CODE	MOLD NUMBER	PRICE KEY	WELD METAL SIZE
A	RAC-8A	C	115
B	RAC-8B	C	115
C	RAC-8C	C	150
D	RAC-8D	C	150
E	RAC-8E	C	150
F	RAC-8F	C	150
G	RAC-8G	C	150
H	RAC-8H	C	150
J	RAC-8J	C	200
K	RAC-8K	C	250
L	RAC-8L	C	250
Q	RAC-2Q	C	150

CABLE CODE	MOLD NUMBER	PRICE KEY	WELD METAL SIZE
A	RBC-8A	C	115
B	RBC-8B	C	115
C	RBC-8C	C	150
D	RBC-8D	C	200
E	RBC-8E	C	200
F	RBC-8F	C	200
G	RBC-8G	C	200
H	RBC-8H	C	200
J	RBC-8J	C	250
K	RBC-8K	C	2-150
L	RBC-8L	C	2-150
Q	RBC-2Q	C	200

SEE GENERAL CATALOG A-1A FOR RECEPTACLES
ALSO AVAILABLE IN FACTORY ASSEMBLIES.

www.groundinghandbook.com



LIGHTNING PROTECTION

AVAILABLE LITERATURE

CALL OR WRITE FOR THE FOLLOWING CATALOGS AND APPLICATION BROCHURES

A1A **GENERAL CATALOG**

Thirteen sections covering equipment required for making connections for cable, bus bar, rail, rebar, lugs, ground rods, steel and cast iron surfaces, grounding plates, receptacles and studs.

A1C Same as A1A, but a reduced field size for contractor tool boxes or pockets.

E7E **EXOLON®**

A virtually smokeless form of CADWELD designed for use near sensitive equipment or indoors. Electric start.

A4T **TELECOMMUNICATIONS GROUNDING**

Brochure which provides specifications and applications information for grounding of central offices, digital switches, towers, equipment huts, fiber optic repeater sites, computer rooms, etc.

A4P **COMPUTER ROOM GROUNDING**

Brochure detailing signal reference grids, shielding, bonding and grounding for computer rooms and other digital facilities.

A4Q **FENCE GROUNDING**

Brochure which explains the use of inexpensive cable to bond gate frames to gate posts. Also covers grounding connections to round and square posts.

A4U **PERSONNEL SAFETY**

Brochure describing CADWELD methods to improve protection of personnel working on high voltage structures and equipment.

A4G **SUBSTATION GROUNDING**

Brochure with sections on main grounding grids, equipotential mesh, foundation grounding and other applications.

A4S **GROUND BARS**

Brochure that details typical ground bar assemblies to provide single point grounding of electronic equipment.

A7J **GEM™ Ground Enhancement Material**

Brochure describing GEM Ground Enhancement Material used to lower resistance to earth.